

Attention Baseball Coaches:

How to enter pitch count for JV and Varsity Regular Season Games
(See Baseball Rule 10.4 of the LHSAA Handbook for pitch count regulations)

Login to the LHSAA Member Site (lhsaaonline.org)

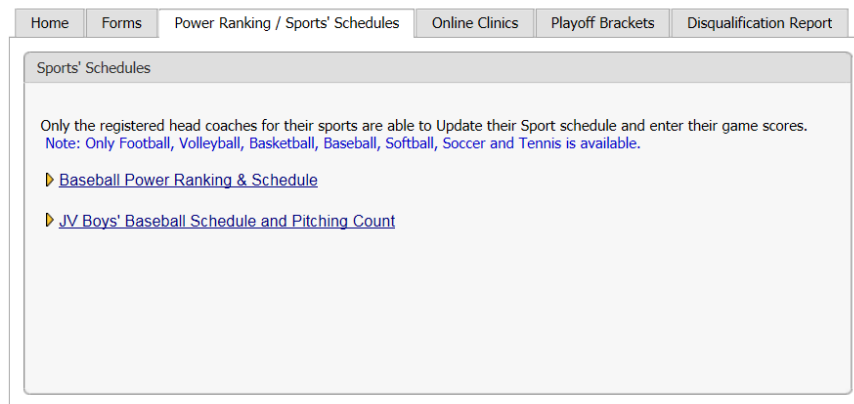
Click the Power Ranking / Sports' Schedules tab

To enter your JV games click: JV Baseball Schedule and Pitching Count

NOTE: The JV baseball coach doesn't always have a login to the member site. We've allowed the Varsity coach to enter these games on the chance that a JV pitcher gets called up to pitch Varsity.

**JV baseball does not have a power ranking program and these games do not count for points.*

Welcome to the LHSAA Coaches Website



The screenshot shows the 'Sports' Schedules' page on the LHSAA Coaches Website. At the top, there is a navigation menu with the following tabs: Home, Forms, Power Ranking / Sports' Schedules (which is the active tab), Online Clinics, Playoff Brackets, and Disqualification Report. Below the navigation menu, the page title is 'Sports' Schedules'. The main content area contains the following text: 'Only the registered head coaches for their sports are able to Update their Sport schedule and enter their game scores. Note: Only Football, Volleyball, Basketball, Baseball, Softball, Soccer and Tennis is available.' Below this text, there are two blue links with a right-pointing triangle icon: 'Baseball Power Ranking & Schedule' and 'JV Boys' Baseball Schedule and Pitching Count'.

JV Boys' Baseball Schedule and Pitching Count Screen:

Ztest2 (1A-12) JV Boys' Baseball Schedule

Search / View Game Schedule [Pitching Reports](#) [Public Site Schedule](#)

School Year: 2017-2018

Game Type: All

Opponent Team: All

Game Date: to

Class/Division/Region: Class: All Division: All Region: All

Home/Away: Home Away ALL

Schedule:

Click Add

JV Boys' Baseball Schedule

2017-2018

Game Type: Regular Season

Your School: Ztest2

Opponent School: Select Opponent School

Home Team: You Opp Not Selected

Date/Starting Time: 5:00 AM/PM

Location:

Note: Maximum of 500 Characters

[Click on the Save button to save any changes made on this page.](#)

Enter in the game information and click Save. Save and Go Back will bring you back to the Power Ranking Tab.

Enter the Game Results and Pitcher Information. Click Add button to add additional pitchers.

Results

Your Score: Opponent Score:

Results: Not Played Won Lost Tie Cancelled Postponed Forfeit Double Forfeit

[Click on the Save button to save any changes made on this page.](#)

Pitchers

Pitches allowed per day with rest requirements:

- If a pitcher throws 1-30 pitches in a day, no rest is required.
- If a pitcher throws 31-50 pitches in a day, one (1) calendar day of rest is required before he can pitch again.
- If a pitcher throws 51-75 pitches in a day, two (2) calendar days of rest is required before he can pitch again.
- If a pitcher throws 76 or more pitches in a day, three (3) calendar days of rest is required before he can pitch again.

Example: If a pitcher throws 76 pitches on Tuesday, he cannot pitch again until Saturday – the rest period is determined by calendar days not hours – it does not matter what time a game starts or ends.

The maximum number of pitches that can be thrown in one day is 125.

[Click on the Add button to add an additional pitcher.](#)

Select Pitcher for this Game and Enter Number of Innings Pitched

No.	Your Pitchers Ztest2	Uniform#	JV Pitch Count	Total Innings Pitched	Inning Entered	Inning Left	Total Varsity Pitch Count on this day	Total JV Pitch Count on this day	Total Pitch Count on this day	Remove
1	465rol, Atest	10	45	7	1	7				<input type="button" value="X"/>

Click Save. The student-athlete's pitch count will be recorded in the pitch count reports and the color coded system will allow coach to see how many days rest the player will need before pitching again.

Results		Your Score	Opponent Score	Results							
		5	2	<input type="radio"/> Not Played <input checked="" type="radio"/> Won <input type="radio"/> Lost <input type="radio"/> Tie <input type="radio"/> Cancelled <input type="radio"/> Postponed <input type="checkbox"/> Forfeit <input type="checkbox"/> Double Forfeit							

Click on the **Save** button to save any changes made on this page.

Pitchers

Pitches allowed per day with rest requirements:

- If a pitcher throws 1-30 pitches in a day, no rest is required.
- If a pitcher throws 31 -50 pitches in a day, one (1) calendar day of rest is required before he can pitch again
- If a pitcher throws 51 -75 pitches in a day, two (2) calendar days of rest is required before he can pitch again.
- If a pitcher throws 76 or more pitches in a day, three (3) calendar days of rest is required before he can pitch again.

Example: If a pitcher throws 76 pitches on Tuesday, he cannot pitch again until Saturday – the rest period is determined by calendar days not hours – it does not matter what time a game starts or ends.

The maximum number of pitches that can be thrown in one day is 125.

Click on the **Add** button to add an additional pitcher.

Select Pitcher for this Game and Enter Number of Innings Pitched

No.	Your Pitchers Ztest2	Uniform#	JV Pitch Count	Total Innings Pitched	Inning Entered	Inning Left	Total Varsity Pitch Count on this day	Total JV Pitch Count on this day	Total Pitch Count on this day	Remove
1	485rol, Atest	10	45	7	1	7	0	45	45	<input type="button" value="X"/>

Click Save and Go Back

Ztest2 (1A-12) JV Boys' Baseball Schedule

Search / View Game Schedule [Pitching Reports](#) [Public Site Schedule](#)

School Year: 2017-2018

Game Type: All

Opponent Team: All

Game Date: to

Class/Division/Region: Class: All Division: All Region: All

Home/Away: Home Away ALL

Schedule:

#	Opponent	Date	Type	Class	Division	District	Home/Away	Location	Win/Loss	Final Result	View	Edit	Delete
1	Z_Test	2/16/2018 5:00:00 PM	Regular Season	5A	I	12	Home	Wrigley Field	W	5 - 2	<input type="button" value="View"/>	<input type="button" value="Edit"/>	<input type="button" value="Delete"/>

From the screen above you can View or Edit the Pitch Count (the view screen is below).



JV Baseball Game Details

2/8/2018 11:17:23 AM

Schools	Ztest2 (1A - 12) vs Z_Test (5A - 12) Won: Ztest2 Final Result: 5-2
Home Team	Ztest2
Date/Starting Time	2/16/2018 5:00:00 PM
Location	Wrigley Field
Weather Condition	

Pitches allowed per day with rest requirements:

- If a pitcher throws 1-30 pitches in a day, no rest is required.
- If a pitcher throws 31 -50 pitches in a day, one (1) calendar day of rest is required before he can pitch again
- If a pitcher throws 51 -75 pitches in a day, two (2) calendar days of rest is required before he can pitch again.
- If a pitcher throws 76 or more pitches in a day, three (3) calendar days of rest is required before he can pitch again.

Ztest2 Pitchers

No.	Pitcher	Uniform#	JV Pitch Count	Total Innings Pitched	Inning Entered	Inning Left	Total Varsity Pitch Count on this day	Total JV Pitch Count on this day	Total Pitch Count on this day
1	465rol, Atest	10	45	7	1	7	0	45	45

Z_Test Pitchers

No Pitchers									
-------------	--	--	--	--	--	--	--	--	--

Run Baseball Pitching Reports prior to scheduling your varsity or JV pitcher click Pitching Reports:

Ztest2 (1A-12) JV Boys' Baseball Schedule


Search / View Game Schedule [Pitching Reports](#) [Public Site Schedule](#)

<< Back

Baseball Pitching Reports *Reports include Varsity and Sub-Varsity Games

- ▶ [Pitcher's Game by Game Report *](#) - Displays pitch count for all games pitcher pitched, win/loss, opponents...
- ▶ [Last Day Pitched & Day Pitch Count Report *](#) - Displays last day Pitcher pitched, next available date to pitch, total pitch count for that day

Pitcher's Game by Game Report: (you can view any teams pitch count)


Pitchers' Game by Game Report
2/8/2018 11:21:36 AM


[PRINTABLE VERSION](#)

School Year: 2017-2018
 Game Type: All
 Varsity/Sub-Varsity: All
 Pitcher's School: All
 Opponent School: All
 Player's Name: All
 Classification: All
 Game Date: [] to []

Search

No.	Pitcher	Pitcher's School	Opponent	Game Date	Varsity/ Sub-Varsity	Home / Away	Score	Result	Total # of Innings	Game Pitch Count
1	465rol, Atest	Ztest2 (1A -12)	Z_Test (5A -12)	2/16/2018 5:00:00 PM	Sub	H	5-2	W	7	45

Last Day Pitched & Day Pitch Count Report


Last Date Pitched & Day Pitch Count Report
2/8/2018 2:58:01 PM

[PRINTABLE VERSION](#)

School Year: 2017-2018
 Game Type: All
 Pitcher's School: All
 Player's Name: All
 Pitcher's Classification: All
 Game Date: [] to []

Search

Pitches allowed per day with rest requirements:

- 1-30 pitches in a day, no rest is required.
- 31-50 pitches in a day, one (1) calendar day of rest is required before he can pitch again
- 51-75 pitches in a day, two (2) calendar days of rest is required before he can pitch again.
- 76 or more pitches in a day, three (3) calendar days of rest is required before he can pitch again.

Pitchers

* Red Pitcher played on resting period. Please verify pitcher's previous information entered.
 ** Day Pitch Count includes multiple games on same day including Varsity and Sub-Varsity games.

No.	Pitcher	Pitcher's School	Last Date Pitched	Date Available to Pitch	Day Pitch Count	Games Pitched
1	465rol, Atest	Ztest2	02/16/2018	02/18/2018	45	View

Varsity Game entry will follow the same steps as in years past. Click the Power Ranking / Sports' Schedules tab.

Click Baseball Power Ranking & Schedule

Welcome to the LHSAA Coaches Website

Home Forms Power Ranking / Sports' Schedules Online Clinics Playoff Brackets Disqualification Report

Sports' Schedules

Only the registered head coaches for their sports are able to Update their Sport schedule and enter their game scores.
Note: Only Football, Volleyball, Basketball, Baseball, Softball, Soccer and Tennis is available.

- ▶ [Baseball Power Ranking & Schedule](#)
- ▶ [JV Boys' Baseball Schedule and Pitching Count](#)

Edit games to enter Game Results and Pitch Count. The Pitching Info button will become active after results are entered.

Use this section to Add and Edit Regular Season Games (Deadline: 2/17/2018) and to Add Tournament Games (after they are played).

Games : 1

+ Add PRINTABLE VERSION

#	Opponent	Date	Classification	District	Tournament	Game# on that day	Home/Away	Win/Loss	OT	Scores	Status	Edit	Pitching Info	Delete
1.	Z_Test	2/7/2018 5:00:00 PM	SA	12		1	H		No	0-0	NP			

Save Cancel

High School: **Ztest2** 1st
Specify if this Game is the 1st, 2nd or 3rd of the day for Ztest2.

Game Date: 2/7/2018 Format: mm/dd/yyyy

Game Time: hh:mm 5 : 00 AM AM PM Example : 4:30 PM

Opponent: Z_Test 1st 2nd 3rd
Specify if this Game is the 1st, 2nd or 3rd of the day for the opponent.

Home / Away: Home Away

Is this a District Game? Yes No

Is this a Tournament Game?* Yes No
Select tournament from drop List.

Result: Not Played Won Lost Tie Cancelled Forfeit* Double Forfeit* Postponed Reason of Postponement:

* Please notify LHSAA if a game is a forfeit.

Scores: You: Opp:

Game Added by: Test coach Ballard

Game Added: 2/8/2018 3:04:00 PM

Last Updated by: Test coach Ballard

Last Updated: 2/8/2018 3:04:00 PM

Inning Pitched Updated by:

Inning Pitched Last Updated:

Save Cancel

Enter a Game Result and the Pitcher's Count section opens for pitch entry.

Result: Not Played Won Lost Tie Cancelled Forfeit* Double Forfeit* Postponed Reason of Postponement:

* Please notify LHSAA if a game is a forfeit.


Scores:
You Opp

Select Pitcher for this Game and Enter Number of Innings Pitched
Game date: 02/07/2018
Opponent: Z_Test




Note
Pitches allowed per day with rest requirements:
 If a pitcher throws 1-30 pitches in a day, no rest is required.
 If a pitcher throws 31 -50 pitches in a day, one (1) calendar day of rest is required before he can pitch again.
 If a pitcher throws 51 -75 pitches in a day, two (2) calendar days of rest is required before he can pitch again.
 If a pitcher throws 76 or more pitches in a day, three (3) calendar days of rest is required before he can pitch again.
Example: If a pitcher throws 76 pitches on Tuesday, he cannot pitch again until Saturday – the rest period is determined by calendar days not hours – it does not matter what time a game starts or ends.
The maximum number of pitches that can be thrown in one day is 125.

Team Pitching Information
Select how many pitchers from your team pitched this game:

#	Pitcher's Name	Uniform #	Varsity Pitch Count	Total Innings Pitched	Inning Entered	Inning Left	Total Varsity Pitch Count on this day	Total JV Pitch Count on this day	Total Pitch Count on this day
1.	<input type="text" value="Select One"/>	<input type="text"/>	<input type="text"/>	<input type="text" value="--"/>	<input type="text" value="--"/>	<input type="text" value="--"/>	0	0	0
2.	<input type="text" value="Select One"/>	<input type="text"/>	<input type="text"/>	<input type="text" value="--"/>	<input type="text" value="--"/>	<input type="text" value="--"/>	0	0	0
3.	<input type="text" value="Select One"/>	<input type="text"/>	<input type="text"/>	<input type="text" value="--"/>	<input type="text" value="--"/>	<input type="text" value="--"/>	0	0	0

Click Save. You can edit the pitch count from the Schedules Screen by clicking the Pitching Info button. 

NOTE: You can run the same reports by clicking the reports button located at the top left of the schedules screen.

 Home
  Search
  Reports

Baseball Power Ranking

Reports: School Year 2017-2018

Schedules and Districts Reports

- ▶ R1- [Display Baseball Schedules](#)
- ▶ R2- [Display Baseball Districts](#)

Win / Loss Reports

- ▶ A1- [Win / Loss by District](#)
- ▶ A2- [Win / Loss by Classification](#)

Pitcher's Reports

- ▶ C1- [Pitcher's Game by Game Report](#) Displays pitch count for all games pitcher pitched, win/loss, opponents,..
- ▶ C2- [Last day Pitched & Day Pitch Count Report](#) Displays last day Pitcher pitched, next available date to pitch, total pitch count for that day

It is suggested that you run Last Day Pitched & Day Pitch Count Report prior to setting your lineup.